

Monthly Factsheet

Data as of 28 April, 2023

IMPORTANT:

- The Ping An MSCI China Quality Factor ETF (the "Quality Factor ETF" or the "Fund") is an index-tracking exchange traded fund, which seeks to track the performance of the MSCI China Quality Index (the "Underlying Index"). The return may deviate from that of its Underlying Index.
- The Quality Factor ETF is subject to concentration risk as a result of tracking the performance of companies whose operations and business are primarily from a single region (i.e. China and Hong Kong). Changes in political, economic and social conditions in the region could adversely affect the value of investments.
- There is no guarantee of the repayment of principal. Your investment in the fund may suffer losses.
- Dividend distributions are not guaranteed and are subject to the discretion of the Manager.
- The units of the Quality Factor ETF may trade at a discount or premium to the net asset value of the units, which may go up as well as down.
- Investment involves risks and the Quality Factor ETF may not be suitable for everyone. Investors should read the Prospectus and Product Key Facts Statement carefully for further details including various risk factors and consider their own investment objectives and other circumstances before investing.
- Indexing investment approach aims to achieve an investment performance that closely corresponds with the underlying index, either by a Replication Strategy or by a Representative Sampling Strategy as described under "Principal Investment Strategies of the Index Funds".

Investment Objective

The Quality Factor ETF aims to track the performance of the Underlying Index.

About the Index

The Underlying Index is a rule-based index designed to represent the performance of a quality growth strategy, out of securities from the parent index, namely, the MSCI China Index, which comprises large and mid cap stocks of the Chinese equity market, including H-shares, Red chips and P chips listed on the Stock Exchange of Hong Kong Limited ("SEHK"), A-Shares and B-Shares listed on the Shanghai Stock Exchange ("SSE") and Shenzhen Stock Exchange ("SZSE") and foreign listed companies (such as companies listed on NASDAQ, New York Stock Exchange and Singapore Stock Exchange). The Underlying Index is a net total return index.

Fund Details

Exchange	SEHK
Fund Manager	Ping An of China Asset Management (Hong Kong) Company Limited
Trustee	HSBC Institutional Trust Services (Asia) Limited
Index	MSCI China Quality Index
Investment Strategy	Primarily a replication strategy*
Listing Date	30 November 2018
Base Currency	HKD
Dividend Policy	Semi-annually at the discretion of the Manager, usually in June and December. All units will receive distributions in base currency (HKD) only.
Board Lot Size	100 units
Trading Charges	Usual brokerage commission and transaction levies*
Management Fee	0.55% per annum [#]
Total Net Asset	27,769,100.91
NAV per unit	30.8546
Units Outstanding	900,000

* The Manager may also adopt a representative sampling strategy.

* For complete information about fees and charges, please refer to the Prospectus.

[#] This refers to management fee only.

Fund Codes

Stock Code	3166
Bloomberg Fund Ticker	3166 HK Equity
Bloomberg Index Ticker	NH704072 Index
ISIN Code	HK0000462405

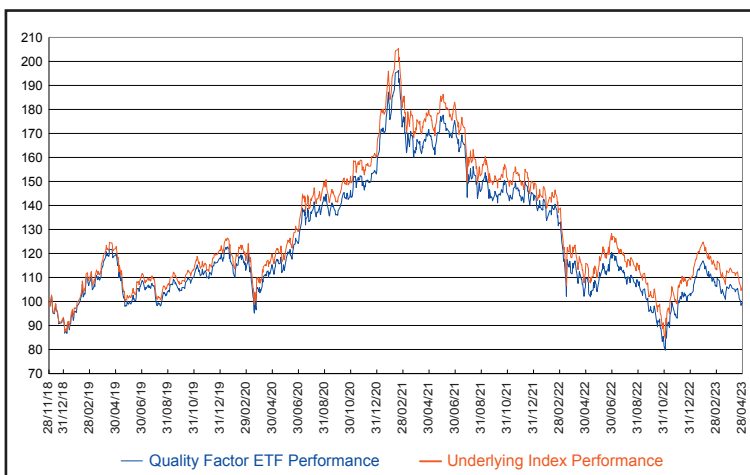
Performance (%)

Cumulative	YTD	1 Month	3 Months	6 Months	Since Inception [^]
Quality Factor ETF (HKD)	-3.34%	-6.98%	-12.22%	25.10%	-0.30%
Underlying Index (HKD)	-3.52%	-6.99%	-12.44%	25.18%	6.01%

Calendar Year	2022	2021	2020	2019	2018 [^]
Quality Factor ETF (HKD)	-28.56%	-10.00%	36.20%	26.73%	-7.06%
Underlying Index (HKD)	-26.48%	-10.95%	38.39%	29.84%	-6.61%

Annualized	Since Inception [^]
Quality Factor ETF (HKD)	-0.07%
Underlying Index (HKD)	1.33%

[^] Since first official NAV on 28 November 2018.

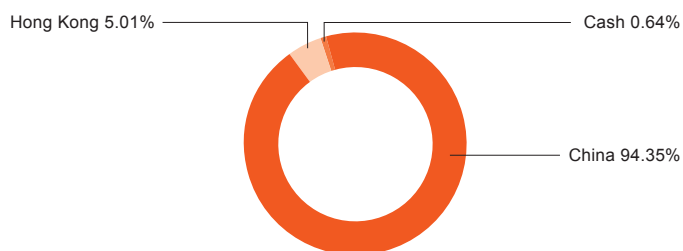


The Quality Factor ETF performance is calculated in HKD on NAV-to-NAV basis, total return with dividend reinvested (if any). Underlying Index performance is net total return.

Dividend History

Ex-date	Dividend per unit
NA	NA

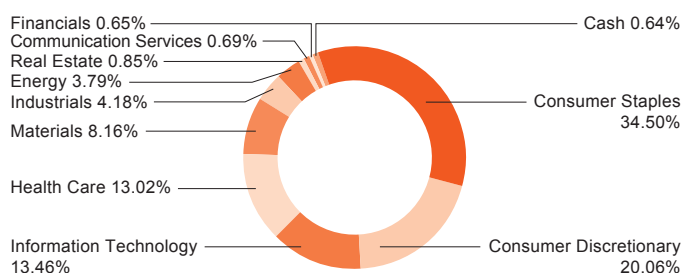
Country / Region Breakdown



Market Makers*

BNP Paribas Securities (Asia) Limited
 Head and Shoulders Securities Limited

Sector Breakdown



Participating Dealers*

BNP Paribas Securities Service
 Citigroup Global Markets Asia Limited
 Credit Suisse Securities (Hong Kong) Limited
 Goldman Sachs (Asia) Securities Limited
 Haitong International Securities Company Limited
 Head and Shoulders Securities Limited
 KGI Asia Limited

Top 10 Holdings

600519 C1	Kweichow Moutai Co Ltd	12.94%
2331 HK	Li Ning Co Ltd	7.30%
2020 HK	ANTA Sports Products Ltd	6.58%
9633 HK	Nongfu Spring Co Ltd	5.61%
1093 HK	CSPC Pharmaceutical Group Ltd	4.25%
992 HK	Lenovo Group Ltd	3.48%
000858 C2	Wuliangye Yibin Co Ltd	3.11%
2382 HK	Sunny Optical Technology Group Co Ltd	3.08%
300760 C2	Shenzhen Mindray Bio-Medical Electronics Co Ltd	2.29%
1171 HK	Yankuang Energy Group Co Ltd	2.28%

* Please refer to the website <https://asset.pingan.com.hk/> for the latest lists of Market Makers and Participating Dealers

Contact Us

➤ asset.pingan.com.hk
 ☎ (+852) 3762 9292
 ✉ PUB_PAAMHK_IS@pingan.com.hk

Fund Allocation: Fund allocations are a percentage of investments in asset categories (i.e. total sum of financial assets and cash at bank) as of the end of the period. The asset category of the Fund is based on its predominant investments under normal market conditions. The Fund may shift allocations among asset classes at any time without prior notice. Percentage may not equal 100% due to rounding. **Top Holdings:** These securities do not represent all of the securities purchased, sold or recommended for clients, and the reader should not assume that investment in the securities listed was or will be profitable. The portfolio manager for the Fund reserves the right to withhold release of information with respect to holdings that would otherwise be included in the top holdings list.

Disclaimer

The Quality Factor ETF, a sub-fund of Ping An of China Trust, has been authorized by the Securities and Futures Commission of Hong Kong ("SFC") (SFC authorization is not an official recommendation or endorsement of the Quality Factor ETF nor does it guarantee the commercial merits of the Quality Factor ETF or its performance. It does not mean the Quality Factor ETF is suitable for all investors nor is it an endorsement of its suitability for any particular investor or class of investors). Information herein has not been independently verified but is based on sources believed to be accurate and reliable as at the date it was made. Any projections or other forward-looking statements regarding future events or performance of countries, markets or companies are not necessarily indicative of, and may differ from, actual events or results. No warranty of accuracy is given and no liability in respect of any error or omission is accepted. Ping An of China Asset Management (Hong Kong) Company Limited ("PAAMC") reserves the right to revise any information herein at any time without notice. The contents of this factsheet are for information only and no offer or solicitation to buy or sell securities and no investment advice or recommendation is made herein. Investment involves risks. Investors should not only base investment decisions on this factsheet alone. The past performance is not indicative of future performance. The price of the Quality Factor ETF may rise or fall and investors may lose some or all of their investment. This factsheet is issued by PAAMC and has not been reviewed by the SFC. Please read the disclaimer in relation to the Underlying Index in the Quality Factor ETF's Prospectus.

For more information about our ETFs, please visit our website: <https://asset.pingan.com.hk/>

Ping An of China
 ETF Investment Specialist

